

# OIL- INJECTED AIR-END V150

www.vmcitaly.com  
www.vmc-usa.com



## MAIN FEATURES:

**ROTOR PROFILE:** VMC has engineered its own rotor profile in order to reach maximum performance even in the most extreme conditions and guarantee efficiency and duration. This means higher air-flow rate for less energy consumption. **ROTOR Adjustment:** Threaded nuts are used to adjust rotors for a very fast and reliable maintenance. **BEARINGS:** Radial and thrust bearings have been engineered for generous reserve. Only first-quality bearings are used. **SHAFT SEAL:** An excellent reliability of shaft seal, thanks to the use of first-rate quality materials leads to no oil leakages. **VERSIONS available:** belt and gear-driven. **DIRECT DRIVEN:** Air-ends can be supplied with relative direct-driven kit (bell housing + spider couplings).

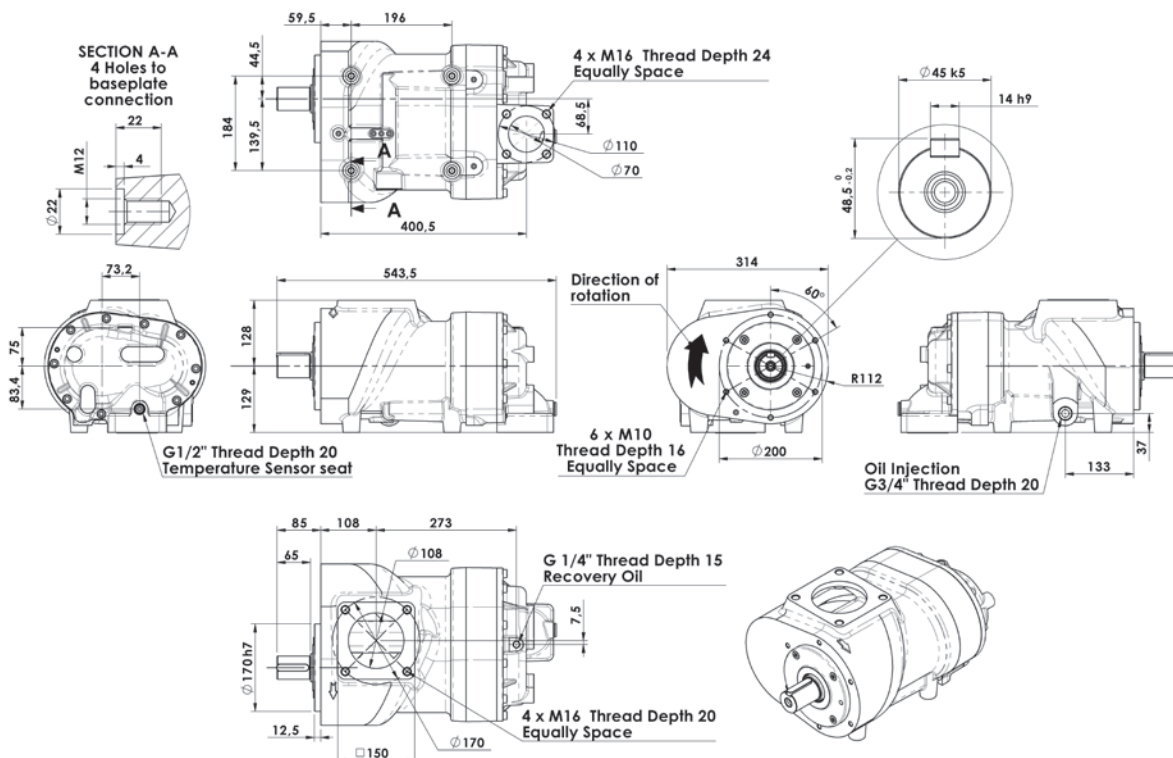
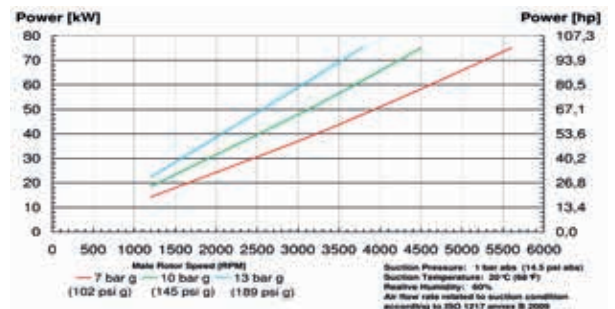
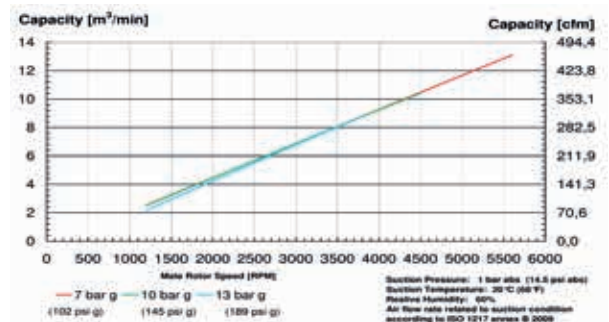
**SPECIAL APPLICATION:** Air-end are also available for Natural Gas applications.

## MAINTENANCE:

The wear-and-tear of air-end components depends on compressor applications and operating parameters. Air-end inspection and ordinary maintenance are recommended using VMC's original spare parts kits whose instructions are indicated in the maintenance and trouble-shooting document.

TECHNICAL DATA		V150	V150G
Outside male diameter:	mm - inch	150.3 - 5,93	
Outside female diameter:	mm - inch	119.2 - 4,69	
L/D:		1,55	
Air Capacity (ISO 1217 ANNEX B 2009)	m <sup>3</sup> /min	2,6 - 13	
	cfm	92 - 459	
Max Working Pressure	bar g - psi g	13 - 189	
Min Working Pressure	bar g - psi g	5 - 73	
Oil injected Quantity	L/min	75 - 105	
	gal/min (US)	20 - 28	
Max Input Power	kW	75	
	hp	100	
Max main rotor speed	rpm	5600	
Max outlet air/oil Temperature	°C - °F	105 - 221	
Weight	kg - lb	105 - 231	135 - 298

Air flow rate related to suction condition according to ISO 1217 Annex B 2009: relative humidity=60%; suction press. (abs)=1 bar; suction temp.=20°C; disch. temp.=80°C



# INTEGRATED SYSTEM V150/VTDM

## PACK SMART V150C


## PACK SMART V150C-G

www.vmcitaly.com  
www.vmc-usa.com



### Integrated System V150/VTDM

### Pack Smart V150C-G



Pack Smart V150D

### MAIN FEATURES:

**AIR-END:** Top-quality components and cutting-edge technology ensure reliability and long-lasting performance. Available in belt and gear-driven versions. **INTAKE VALVE:** Different working systems available: E (on-off), PM (totally pneumatic), P (hybrid) and NR (only with a check valve). **COMBINATION BLOCK SYSTEM:** It includes a thermostatic and minimum pressure valve, supports for spin-on separators and oil filters, a relative wide range of nipples. Thermostatic units available at different working temperatures. **OIL RECOVERY VIEWER:** Equipped with a check valve and calibrated nozzle. **SAFETY VALVE:** CE certified, available for different working pressures. **TANK SEPARATOR:** Tested and certified for working pressures up to 15 bars. Equipped with filling plug, drainage tap and oil level viewer. Different certifications (CE, ASME, etc.) provided upon request. **FILTERS:** air, oil and separator filters supplied separately on demand. **DIRECT DRIVEN:** Integrated and Pack Smart systems supplied with relative direct-driven kit (bell housing + spider couplings).

**SPECIAL Applica./0:** Integrated and PackSmart are also available for Natural Gas applications.

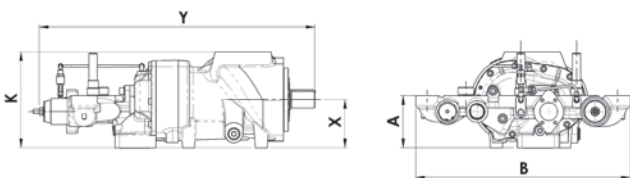
### MAINTENANCE:

The wear-and-tear of the Integrated and PackSmart systems depends on compressor applications and operating parameters. Their inspection and ordinary maintenance are recommended using VMC's original spare parts kits whose instructions indicated in the maintenance and trouble-shooting document.

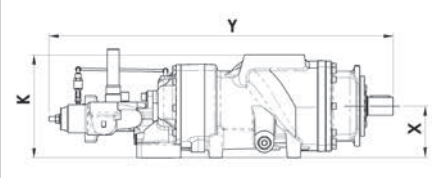
TECHNICAL DATA		For performances data see V150 technical data			
Oil Inlet/Outlet	inch	1" 1/4 Gas			
Air outlet (From Air-end)	mm - inch	Ø70 - Ø2,76			
Air Inlet (From Tank)	inch	2" Gas			
Air outlet (From MPV)	inch	1 1/2" Gas			
Oil nipples Size	inch	3/4"-16 UNF or 3/4"GAS or 1"-12 UNF			
Air nipples Size	mm	M32x1,5 No.2 or M39x1,5 No.2			
Thermostat Temperature Setting available	°C	55-70 or 71-85 or 83-95			
	°F	131-158 or 159,8-185 or 181,4-203			
Materials	Unit is made in anodized aluminium alloy, steel and cast iron. Inside parts in aluminium alloy, steel, brass and FPM/FKM sealing.				
Dimensions		V150/VTDM	V150G/VTDM	Pack Smart V150C	Pack Smart V150C-G
Weight	kg - lb	115 - 253	148 - 326,3	233 - 513,7	258 - 568,8
Y	mm - inch	742 - 29,2	846 - 33,3	478 - 29,4	854 - 33,6
X	mm - inch	129 - 5,1		504 - 19,84	
K	mm - inch	257 - 10,1		862 - 34	
B	mm - inch	578 - 22,75		730 - 28,7	
A	mm - inch	139 - 5,47		433 - 17	

Attention: The drawing below is not suitable for all models. Please log on to our website for specific drawings.

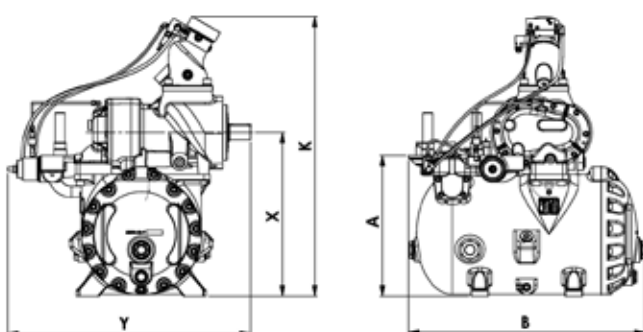
### V150/ VTDM



### V150G / VTDM



### Pack Smart V150C



### Pack Smart V150C-G

